

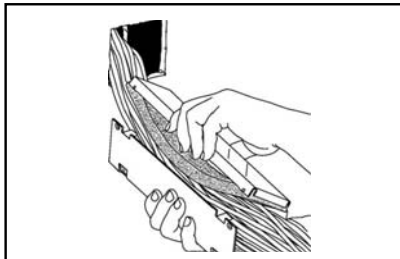
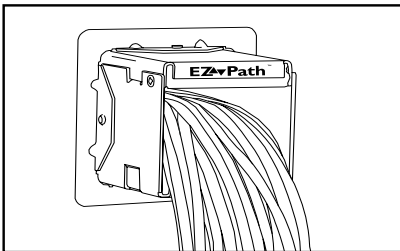


**EZ PATH® SERIES 33 FIRE RATED PATHWAY**

**APPLICATIONS**

EZ Path® Series 33 Fire Rated Pathway is designed for easy installation in floors and walls. Tested and approved cable capacities range from 0 to 100% visual fill. EZ Path® Series 33 Fire Rated Pathway when installed with available wall plates is designed for new cable installations. In these installations, the device does not require mechanical attachment to either the wall or the wall framing and may be installed after the wallboard has been installed. EZ Path's® split body design also allows the device to be easily disassembled and installed around previously installed cables in existing construction.

EZ Path® Series 33 Fire Rated Pathway provides exceptional cable capacity. A single unit installed in a wall exceeds the cable carrying capacity of a 4" (102 mm) sleeve utilizing typical putty firestop systems (35% cable loading). Multiple ganged devices utilizing available duplex, or triplex wall plates provide additional capacity or segregation of cables by use, type, installer or vendor as desired.



**PRODUCT DESCRIPTION**

The EZ Path® Fire Rated Pathway is a raceway device designed to allow cables to penetrate fire-rated walls and floors without the need for firestopping. This device features a built-in fire and smoke sealing system that automatically adjusts to the amount of cables installed. Once installed in a fire barrier, cables can be easily added or removed at any time without the need to remove or reinstall firestopping materials.

EZ Path® Series 33 Fire Rated Pathway consists of an enclosed heavy gauge galvanized steel raceway lined with intumescent material engineered for rapid expansion when exposed to fire or high temperatures, quickly sealing the pathway and preventing the passage of flames and smoke.

EZ Path® Series 33 Fire Rated Pathway is painted safety orange for easy identification. Its compact square profile allows a maximum number of cables to be installed in a relatively small area. The pathway measures approximately 3" x 3" and is 10.5" (76 x 76 x 267 mm) long.

**FEATURES**

- Easy to install.
- No firestopping required.
- Firestopped at all stages of use.
- UL Tested - Low Leakage!
- UL Classified for the complete range of its capacity.
- Wireways can be ganged for additional capacity.
- Permits cable segregation by use, type, vendor.
- Match the capacity of a 4" (102 mm) conduit.

**PERFORMANCE**

EZ Path® is UL Tested and Classified in accordance with ASTM E814 (UL1479). Systems are available for common floor and wall constructions with ratings up to and including 4 hours.



Firestop Device for use in through-penetration firestop systems. See UL directory of products certified for Canada and UL fire resistance directory.



**SPECIFICATIONS**

All data, video, and communications cable bundles shall utilize an enclosed fire-rated pathway device wherever said cables penetrate rated walls. The fire-rated pathway shall contain a built-in fire sealing system sufficient to maintain the hourly fire rating of the barrier being penetrated. The self-contained sealing system shall automatically adjust to the installed cable loading and shall permit cables to be installed, removed, or retrofitted without the need to remove or reinstall firestop materials. The pathway shall be UL Classified and/or FM Systems Approved and tested to the requirements of ASTM E814 (UL1479).

**SPECIFIED DIVISIONS**

DIV.	7	07840	Through-Penetration Firestopping
DIV.	16	16050	Basic Electrical Materials & Methods



## INSTALLATION INSTRUCTIONS

UL Classified Systems presently cover installations in framed gypsum board walls as well as masonry walls and floors with ratings of up to four hours.

Installation in walls for new cabling installations utilizes one to seven devices with appropriate wall plates and gaskets (See Table C - Required Components). Wall plates are secured to raceway using an allen wrench provided by the manufacturer with each kit. Installation is easily and quickly accomplished using the following steps:

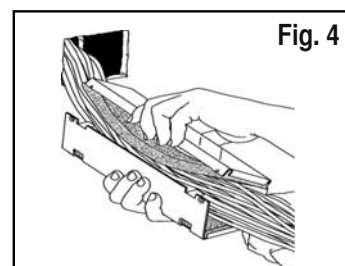
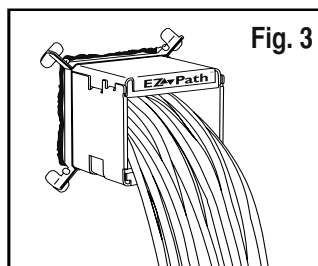
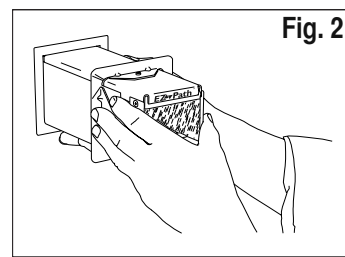
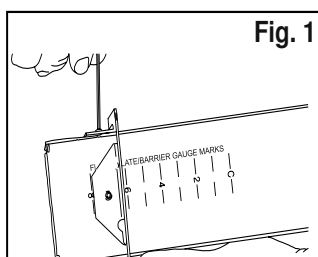
1. Measure and cut a suitably sized square or rectangular opening through wall (See Table A for required opening dimensions).
2. Using gauge marks conveniently stamped on the device lid, pre-position and fasten one wall plate to raceway (See Fig. 1).
3. Using wall plate gaskets (provided) insert raceway through wall (See Fig. 2).
4. Working from the opposite side of the wall, install remaining gasket and wall plate to complete the installation.

Wall installation for existing cables

1. For normal sized openings, the opening is squared off and a single EZD33FWS pathway is installed in the wall. The periphery is sealed using SpecSeal® Firestop Sealant. Optional positioning clamps (See Table D: ORDERING INFORMATION) position and secure the device within the wall prior to caulking (See FIG. 3).
2. For oversized openings, the EZDP33WR kit is recommended. The kit provides an EZ Path® device, gasket and wall plates. Detailed installation instructions are provided with the kit.

TABLE A: WALL OPENING DIMENSIONS					
CONFIGURATION	SINGLE	DOUBLE	TRIPLE	FOUR	SEVEN
Square or Rectangular Using Wall Plates - Gypsum Board or Masonry					
Opening Height	3-1/8" (79 mm)	3-1/8" (79 mm)	3-1/8" (79 mm)	3-1/8" (79 mm)	3-1/8" (79 mm)
Opening Width	3-1/8" (79 mm)	6-1/8" (156 mm)	9-1/8" (232 mm)	12-1/8" (308 mm)	21-1/8" (537 mm)
Square (Using Sealant - No Wall Plates) - Gypsum Board or Masonry					
Opening Height	3-1/8" (79 mm)	N/A	N/A	N/A	N/A
Opening Width	3-1/8" (79 mm)	N/A	N/A	N/A	N/A
Round (Using Sealant - No Wall Plates) - Masonry					
Opening Diameter	4" (102 mm)	N/A	N/A	N/A	N/A

TABLE B: TECHNICAL DATA	
Shell Composition	0.059" Gal. Steel (1.5 mm)
Cable Loading Area	6 sq. in. (nom.) 39 cm <sup>2</sup>
Allowable Cable Fill	100% Visual
Total Leakage Area	0.0065 ft <sup>2</sup> * (0.0006 m <sup>2</sup> )
Wall Area Required (ft <sup>2</sup> / Device)	6.52* (0.61 m <sup>2</sup> )
Fire Resistance Ratings	1, 2, 3, and 4 Hour
Expansion Begins	350° F (177°C)
Volume Expansion	800%
Sample Cable Volume (Cat 5)	120 (nom.)
In-Service Temp.	≤ 120°F (49°C)
Shelf Life	No Limit
*Per UBC 905.2.3 @ 100% Visual Fill	



## CABLE INSTALLATION

Cables may easily be added or removed at any time without removing or reinstalling the fire seal. Cables may be added individually or in bundles. Wrapping ends with a low-friction tape facilitates cable insertion. A self-adjusting cable throat automatically adjusts to accommodate the cable bundle as it passes through the raceway. To minimize smoke leakage, it is recommended that cables be distributed evenly across the bottom of the raceway and built up in even layers.

TABLE C: REQUIRED COMPONENTS			
	All Components Included	Raceway	Plate Kits
New Cable Installation Using Wallplates			
Single Raceway (Complete Kit)	(1) EZDP33FWS		
Single Raceway	N/A	(1) EZD33FWS	(1) EZP133W
Double Raceway	N/A	(2) EZD33FWS	(1) EZP233W
Triple Raceway	N/A	(3) EZD33FWS	(1) EZP333W
Four Gang Raceway	N/A	(4) EZD33FWS	(1) EZP433W
Seven Gang Raceway	N/A	(7) EZD33FWS	(1) EZP733W
New / Existing Cable Installation Using Sealant			
Single Raceway	N/A	(1) EZD33FWS	(1) EZP133PC
Existing Cable Installations (Retro-Fit)			
Single Pathway (Complete Kit)	(1) EZDP33WR	N/A	N/A

## MAINTENANCE

No maintenance of the pathway is normally required. The interior of the device should be inspected before and after any modifications to the cable bundle. If any damage to the intumescent pads lining the top and bottom of the pathway is found, contact the factory to obtain replacements.

## TECHNICAL SERVICE

Technical information including Product Data Sheets, Installation Instructions, applicable UL Classified Systems, Certificates of Conformance, and suggested specifications are available at the company's web site ([www.stifirestop.com](http://www.stifirestop.com)). For all other information, contact the manufacturer directly by dialing (800) 992-1180.

## PRECAUTIONARY INFORMATION

The use of this device is subject to local, regional and national codes. Consult the local Building Code Official or Authority Having Jurisdiction regarding any regional or local requirements that might influence the selection or use of this product.

## AVAILABILITY

See Table C - Required Components and Table D - Ordering Information. EZ Path Fire-Rated Pathway Products are available from designated authorized STI distributors. Consult the factory or visit the web site ([www.stifirestop.com](http://www.stifirestop.com)) for the names and locations of the nearest sales representatives or distributors.

\* For new cabling installations. Retrofitting existing cable installations may require firestop sealant. See INSTALLATION.



(AVAILABILITY CONTINUED)

TABLE D: ORDERING INFORMATION

CAT. NO.	DESCRIPTION
EZDP33FWS	Single Device, full kit includes wall plates & labels.
EZDP33WR	Single Device, Retro-fit kit includes wall plates & labels.
EZD33FWS	Fire Rated Pathway Device.
EZD22	Single Mini Device, full kit includes wall plates & labels.
EZP133W	One pair (2) single mounting plates with wall labels.
EZP233W	One pair (2) double mounting plates with wall labels.
EZP333W	One pair (2) triple mounting plates with wall labels.
EZP433W	One pair (2) four gang mounting plates with wall labels.
EZP733W	One pair (2) seven gang mounting plates with wall labels.
RCM33	One Pair (2) radious control modules.
EZP133K	One single Kick-In plate.
EZP133R	One pair (2) retro-fit plates.
EZP133PC	One pair (2) positioning clamps.
SSS100	SpecSeal Intumescent sealant 10.1 oz. tube.
LCI300	SpecSeal Intumescent sealant 10.1 oz. tube.
PEN300	Pensil Silicone sealant 10.3 oz. tube.



City of New York MEA 369-02-M

Additional SpecSeal Products...

Series SSS Sealant

The industry's most versatile sealant provides the firestopping solutions for a wide range of combustible and noncombustible applications. Water-based intumescent sealant expands up to 8X!

Intumescent Wrap Strips

Two grades of intumescent wrap strips provide an unmatched combination of flexibility, economy, and expansion (up to 30X). Systems for plastic pipes including FR Polypropylene up to 8" trade size!

SSC & LCC Firestop Collars

Easy to install, economical protection for ABS and PVC pipes (both solid and foam core) as well as CPVC, PVDF, and FRPP. LCC Collars are available up to 4" and SSC Collars are available up to 6" trade size.

Firestop Mortar

Lightweight, versatile and economical! The best choice for large or complex installations.

SSP Firestop Putty

Available both in bar form and in pads, putty provides easy retrofit for through-penetrations and economical protection for electrical boxes.

Pensil® Silicones

Sealants and foam for through-penetrations and construction joints. Unexcelled aging characteristics and flexibility.

Elastomeric Joint Seals

New economical products for sealing construction joints. Choose caulk or spray applied products tested to UL2079.

IMPORTANT NOTICE: All statements, technical information, and recommendations contained herein are based upon testing believed to be reliable, but the accuracy and completeness thereof is not guaranteed.

WARRANTY

Specified Technologies Inc. manufactures its goods in a manner to be free of defects. Should any defect occur in its goods (within one year), Specified Technologies Inc., upon prompt notification, will at its option, exchange or repair the goods or refund the purchase price.

LIMITATIONS AND EXCLUSIONS:

THIS WARRANTY IS IN LIEU OF ALL OTHER REPRESENTATIONS EXPRESSED OR IMPLIED (INCLUDING THE IMPLIED WARRANTIES OF MERCHANTABILITY OR FITNESS FOR USE) AND UNDER NO CIRCUMSTANCES SHALL SPECIFIED TECHNOLOGIES INC. BE RESPONSIBLE FOR ANY INCIDENTAL OR CONSEQUENTIAL PROPERTY DAMAGE OR LOSSES. PRIOR TO USE, THE USER SHALL DETERMINE THE SUITABILITY OF THE PRODUCT FOR ITS INTENDED USE, AND THE USER ASSUMES ALL RISKS AND LIABILITY FOR SUBSEQUENT USE.

No statement or recommendation not contained herein shall have any force or effect unless in an agreement signed by officers of seller and manufacturer.

MADE IN THE USA – COPYRIGHT © 2008 SPECIFIED TECHNOLOGIES, INC.



Specified Technologies Inc.

Specified Technologies Inc. • 200 Evans Way, Somerville NJ 08876 • Phone: 800.992.1180 • Fax: 908.526.9623

